






<p>Introduction</p> <p>The UNC Chapel Hill Health Sciences Library liaison to the School of Medicine has taught information literacy skills to beginning medical students using conventional large group lectures.</p>	<p>Methods - tutorial</p> <ul style="list-style-type: none"> Lecture replaced with “The Medical Student Guide to Finding Health Information” tutorial Multiple Captivate video clips used to demonstrate efficient searching 	 	<p>Results - tutorial</p> <ul style="list-style-type: none"> “Required” for the course but no mechanism for monitoring usage Students often preferred to use free web resources 	<p>Future directions</p> <ul style="list-style-type: none"> Audio will be added to enhance the video clips in the tutorial and an assessment will be required A demo of Adobe Connect will be provided at a library orientation session
<p>Goals</p> <p>Two e-learning options were initiated in Fall 2007</p> <ul style="list-style-type: none"> An online tutorial including Adobe Captivate videos Online Advanced PubMed classes using Adobe Connect software 	<p>Methods – online class</p> <ul style="list-style-type: none"> Selected students required to attend small group instructional sessions Six options were offered: 4 in-person sessions and 2 online sessions 		<p>Results – online class</p> <ul style="list-style-type: none"> A surprisingly small percentage of the students (30 %) opted for online sessions Many students were unfamiliar with the Adobe Connect format 	<p>Lessons learned</p> <ul style="list-style-type: none"> Providing e-learning options requires considerable time and effort Greatest challenge: need to adjust to new types of pedagogical interactions